



XLT46

**PRELIMINARY
SPECIFICATIONS**

THREE-WAY TRAPEZOIDAL LOUDSPEAKER SYSTEM

APPLICATIONS:

- Sound Reinforcement / Portable PA
- Clubs
- Houses of Worship
- Sport Facilities & Health Clubs
- Industrial A/V
- Keyboard Systems

FEATURES:

- 1" Titanium HF Driver, 6 1/2" Midrange
- Switchable Passive / Biamp Modes
- HF Level Switch
- PowerSense™ DDP Circuit with Front/Rear Indicators
- Trapezoidal Enclosure for Arraying
- Steel Bar-Handles and Input Panel
- Black-Carpeted Exterior

DESCRIPTION

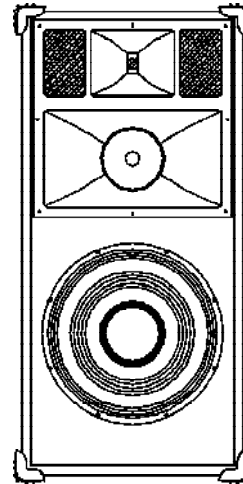
The XLT46 is a high-efficiency, trapezoidal, three-way full-range loudspeaker system. A powerful 6.5" horn-loaded, midrange driver provides exceptional projection of vocals and lead instruments. A unique 1" titanium diaphragm HF compression driver couples to a large format, 90 x 40 degree Pattern Control horn for extended highs and wide-range pattern control. A Ferrofluid-cooled 15" woofer provides strong low frequency response and high power handling capability. These components are matched to a heavily braced, optimally tuned, bass-reflex enclosure.

The XLT46's robust crossover seamlessly integrates the acoustic outputs of the high, mid, and low frequency components. To help ensure continued operation and reliability, the PowerSense™ DDP (Dynamic Driver Protection) circuit monitors the power input to each driver and absorbs excessive power inputs that might otherwise damage them. A rear panel LED as well as front visible indication illuminate when the PowerSense™ circuitry is active, warning the operator of the excessive power input. To provide stable, long-term operation, the crossover is built on a steel input panel and uses 250V film capacitors, precision inductors and high-grade circuit boards.

A Passive/Biamp switch allows easy switch-over between two modes of operation. In Passive mode a single amplifier channel is used to power the loudspeaker. In Biamp mode two amplifier channels are used to separately power the mid-high and LF sections. Because the frequency division is provided by the internal crossover, no external electronic crossover is required. An HF Level switch is provided to "voice" the system for different musical styles or room acoustics.

The XLT46 has two Neutrik Speakon NL4MP jacks that mate with NL4FC in-line connectors and two 1/4" phone-type jacks. In Passive mode, all jacks are wired in parallel to allow easy daisy-chaining of two systems. The 4-pin Neutrik connector is used in Biamp mode for both the HF and LF inputs. The trapezoidal shape easily allows arraying two or more XLT46s. Stackable, injection molded corners mate with the other XLT models (except the XLT48 monitor). The XLT55 dual 15" subwoofer can be used to augment the XLT46's potent bass response for more demanding applications. The XLT46's footprint matches the XLT55 for easier stacking.

The steel recessed bar-handles and black carpeted exterior make this road-worthy system attractive, rugged and easily transportable. The XLT46 has provision for adding an external stand socket and has 5/16"-18 threaded inserts on its top, sides, and bottom for permanent mounting.



PRELIMINARY SPECIFICATIONS

Loudspeaker Type:

Three-Way, Full-Range, Bass-Reflex System

Frequency Response: 50 Hz to 18 kHz

Power Handling: 200W RMS; 500W Program

Sensitivity (1 Watt / 1 Meter) 99 dB SPL

Nominal Dispersion: 90° Horizontal, 40° Vertical

Nominal Impedance: 4 ohms

Crossover Frequencies: 500 Hz, 2 kHz

Drivers:

One 1" Titanium Compression Driver on a Pattern Control Horn

One 6.5" Cone driver on a Pattern Control Horn

One 15" Woofer, Ferrofluid-cooled

Speaker Protection PowerSense DDP Input

Connectors (All wired in parallel):

Two Neutrik Speakon

Two 1/4 inch phone jacks

Enclosure Material and Finish:

Black carpet covered oriented Strand Board

16 gauge perforated steel grille

Dimensions:

Height: 33.5 inches (850 mm)

Width - face: 20.25 inches (514 mm)

Width - rear: 13.25 inches (337 mm)

Depth: 18 inches (457 mm)

Weight: 83 lbs. (38 kg.)

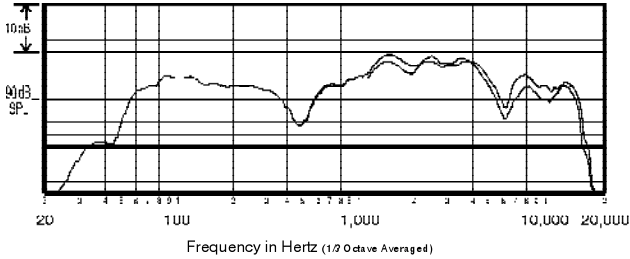
Shipping Weight 93 lbs (42.2 kg.)



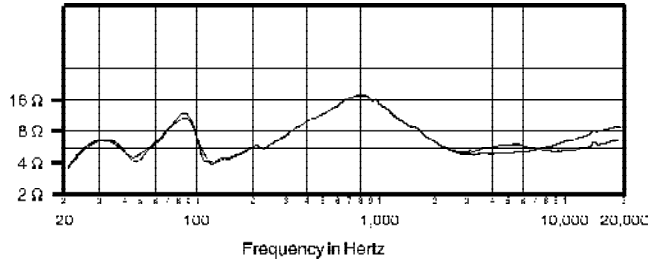
XLT46

THREE-WAY TRAPEZOIDAL LOUDSPEAKER SYSTEM

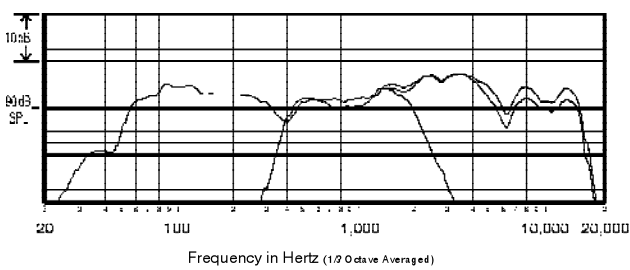
FREQUENCY RESPONSE PASSIVE MODE



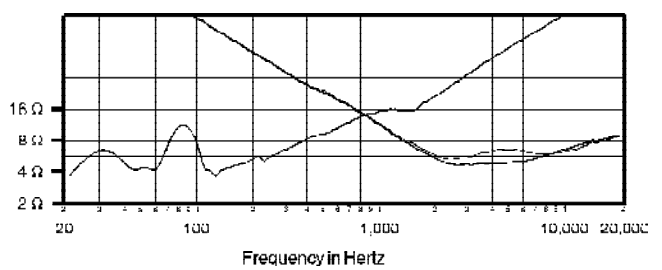
IMPEDANCE PASSIVE MODE



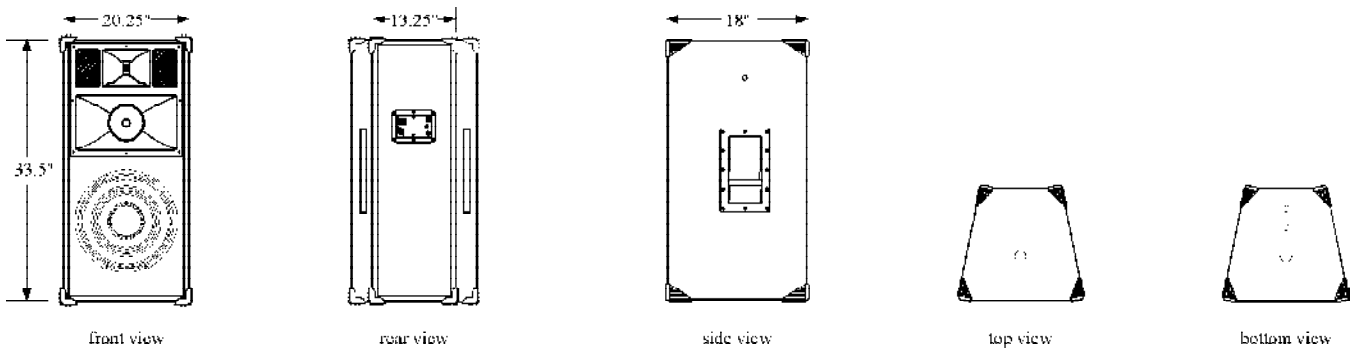
FREQUENCY RESPONSE BIAMPLIFIED MODE



IMPEDANCE BIAMPLIFIED MODE



DIMENSIONS



ARCHITECTS' AND ENGINEERS' SPECIFICATIONS

The loudspeaker system shall be a direct-radiating, bass-reflex design with one Ferrofluid-cooled 15 in. woofer and one 6.5 in. midrange plus a 1 in. titanium diaphragm compression driver coupled to Pattern Control horns. All components shall be connected to an integral crossover/protector. The crossover/protector shall be a three-way design with 12 dB/octave low pass at 500 Hz to the woofer, a 500Hz to 2.5 kHz 12 dB/octave bandpass to the midrange, and 12 dB/octave high-pass at 2.5 kHz to the high-frequency driver. The crossover shall utilize a steel input panel with Neutrik NL4MP and 1/4 in. jacks, high quality 250V film capacitors, inductors, high positive current coefficient resistors (HPCCR's) for component protection and front/rear overcurrent indicators. A Passive/Biamp switch shall allow operation using one or two amplifier channels without need of an electronic crossover. An HF level control shall be switchable between Flat and +4 dB. The loudspeaker enclosure shall be constructed of well-braced OSB, covered in black carpeting with eight, stackable, injection molded corners, a 16 gauge perforated steel grille and two steel, recessed bar handles. The system shall meet the following performance criteria: Amplitude response of 50 Hz to 18,000 Hz, 200W RMS power handling, 99 dB sensitivity at 1 meter with one watt applied. The horn coverage pattern shall be 90° H x 40° V. The loudspeaker shall be 33.5 in. (850 mm)H x 20.25 in. (514 mm) W (front) x 13.25 in. (337 mm) W (rear) x 18 in. (457 mm) D and weigh 83 lb. (37.6 kg). The system impedance shall be 4 ohms nominal.

LIMITED WARRANTY

Community XLT loudspeaker systems are guaranteed to be free from defects in materials and workmanship for a period of five years from the original date of sale. Since the warranty applies to the product, the remainder of the warranty period will be automatically transferred to any subsequent owner. Only failures caused by defects in materials and workmanship are covered, not failures caused by abuse, accident, modification, improper handling/installation, or repairs made without factory authorization or by other than an authorized Community Field Service Station. Products covered by this warranty will be repaired or replaced at the option of Community, without charge for materials or labor, provided all the terms of this warranty have been met. This statement is a condensed version of the Community Product Warranty, intended for quick reference only. For complete warranty information, consult the product owners manual or call (610) 876-3400 for a copy.

PRELIMINARY SPECIFICATIONS