

## PRELIMINARY

### SPECIFICATIONS (See Notes 1 & 2)

**Loudspeaker Type:** Horn-loaded Low Frequency system  
**Operating Range:** 40 Hz - 250 Hz  
 45 Hz - 125 Hz (+/-3dB)

**Max Input Ratings:**  
 600W continuous, 1500W program  
 49 volts RMS, 110 volts momentary peak

**Recommended Power Amplifier:**  
 1250W to 1800W @ 4 Ohms

**Sensitivity 1W/1m:**  
 101 dB SPL (40 Hz - 125 Hz 1/3 octave bands)

**Maximum Output:**  
 129 dB SPL / 136 dB SPL (peak)

**Nominal Impedance:** 4 Ohms

**Min Impedance:** 3.6 Ohms @ 70 Hz

**Nominal -6dB Beamwidth:** 360° H x 360° V

**Axial Q / DI:** 1 / 0, 40 Hz - 250 Hz

**Recommended Signal Processing:**  
 80 Hz - 150 Hz electronic crossover  
 30 Hz high pass filter

**Drivers:** LF (4) 15", Ferrofluid-cooled

**Driver Protection:**  
 PowerSense DDP

**Input Connection:**  
 (2) Neutrik NL4MP  
 (2) 1/4 in. jack

**Controls:** PowerSense DDP indicator

**Enclosure:** Luaun plywood

**Enclosure Hardware:**  
 (4) Steel recessed bar-handles  
 (8) Protective corners  
 (4) Sets threaded inserts for optional casters

**Mounting / Rigging Provisions:**  
 None

**Grille:** 16 gauge perforated steel

**Required Accessories:**  
 Electronic crossover (80 - 150 Hz)

**Supplied Accessories:** None

**Optional Accessories:**  
 CASTERS415: 4 heavy-duty 4" swivel casters  
 DSC42: digital system controller

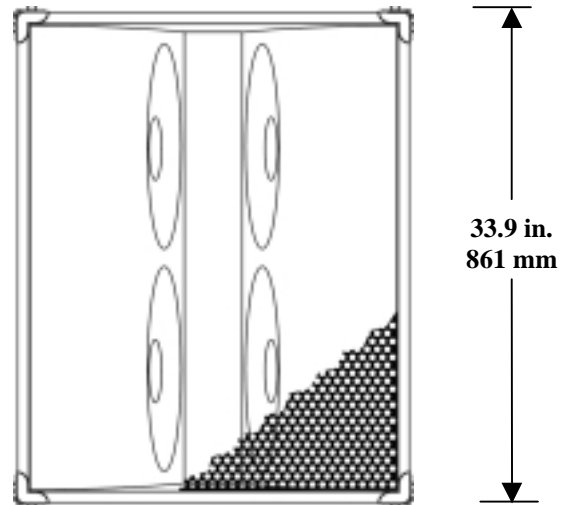
**Dimensions:**  
 Height: 33.9 in. / 861 mm  
 Width: 27 in. / 686 mm  
 Depth: 43 in. / 1092 mm

**Weight:** 181 lb. / 82.1 kg

**Shipping Weight:** 198 lb. / 89.8 kg

1. **Sensitivity:** Free field pink noise measurement at 10 ft / 3 m at 50% power; extrapolated to 1 meter and an input of 2 volts RMS.

2. **Watts:** All wattage figures are calculated using the rated nominal impedance.



### FEATURES:

- Horn-loaded Design
- 4 x 15" Ferrofluid-cooled drivers
- Narrow Profile Enclosure for Tighter Spaces
- Steel Input Panel with Neutrik connectors

### APPLICATIONS:

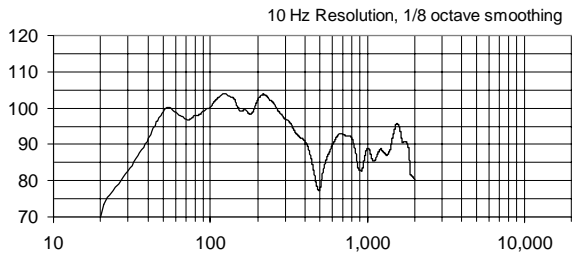
- Portable PA
- Music Club Installations
- DJs
- Theatres

### DESCRIPTION

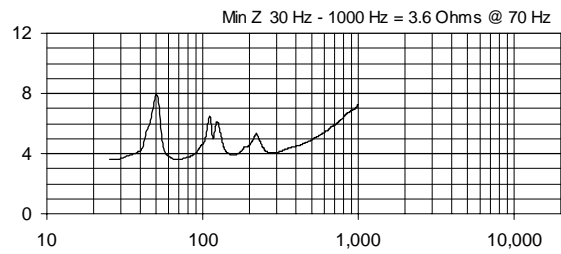
The XLT415 is a phenomenal fully horn-loaded subwoofer designed to complement the XLT series or other full-range loudspeakers. It is designed for portable sound reinforcement and DJ systems as well as for fixed installations in music and dance clubs, theaters and other venues requiring extreme bass output in an affordable package.

The XLT415 features PowerSense DDP (Dynamic Driver Protection) with a rear panel indicator. The black carpeted Luaun wood enclosure with a 16 gauge perforated steel grille is solidly constructed to reduce back-waves from the system and withstand the rigors of road use. It has six protective corners, and four recessed, steel bar-handles. Threaded inserts are provided for adding an optional kit of four casters. Five year limited warranty.

**FREQUENCY RESPONSE**



**IMPEDANCE**



**DIMENSIONS**

